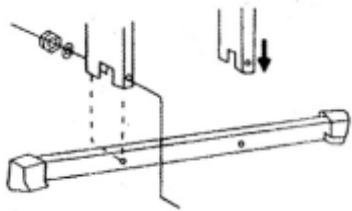


Scala multiuso 3040 - ISTRUZIONI D'USO

IMPORTANTE:

prima dell'utilizzo devono essere montate le basette stabilizzatrici come da figura:



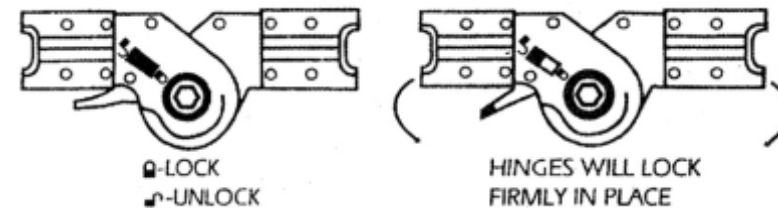
- 1- Inserire le basette alla estremità dei montanti scala.
- 2- Assicurare le basette con le viti e i dadi inclusi.

CERNIERE:

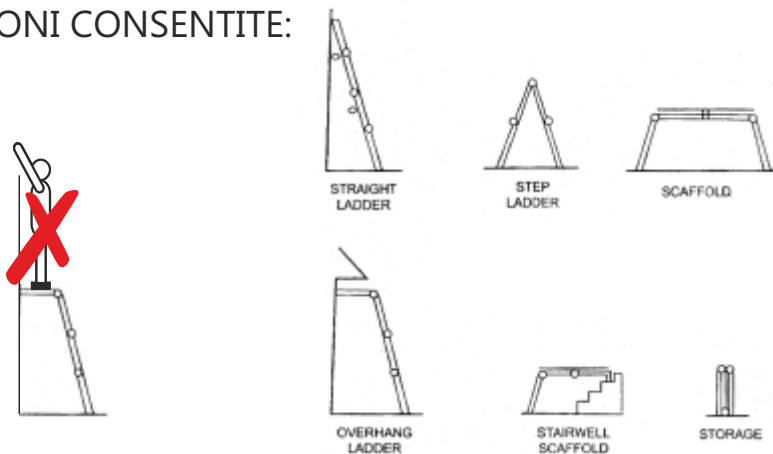
Questa scala è dotata di cerniere a bloccaggio automatico.

Prima di salire sulla scala assicurarsi che tutte le cerniere siano bloccate, ovvero che lo spinotto sia sulla posizione di blocco:

Per sbloccare le cerniere tirare la leva fino a posizionare lo spinotto sulla posizione di libero:

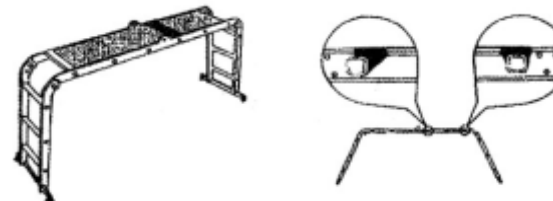


POSIZIONI CONSENTITE:



UTILIZZO PIATTAFORMA:

E' consentito utilizzare la scala come piano di lavoro utilizzando esclusivamente la piattaforma fornibile su richiesta.



Congratulations for having chosen the quality of Frigerio products.

You have chosen a practical ladder, handy, light, but above all safe, made with top quality materials and put through strict quality checks.

You are now owner of a reliable ladder, we would like to point out, however, that its correct use is the best guarantee of safety.

We declare that


All ladders produced by us, including that accompanying this booklet, are manufactured in compliance with Italian Decree no. 81 of 2008.

We also declare that to remain in order with previously stated standards, the use instructions labelled on the ladder, that is, the warnings described in this booklet, must be strictly adhered to.

Orio al Serio, 8 May 2012 FRIGERIO CARPENTERIE S.p.A.

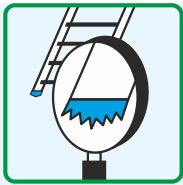


The use of ladders involves the risk of fall from the top. Only personnel informed about what indicated on the labels and on this leaflet is allowed to use the ladder.




Before each use secure that:

- All parts are not damaged, deformed or cracked
- Profiles and rungs/steps have not a permanent bending
- The anti-slip plastic feet are not worn out
- All mechanisms and blocking devices are working in order. In case, clean or lubricate.
- Nuts, screws and rivets are not loosen.
- Ropes are in excellent conditions and perfectly sliding.

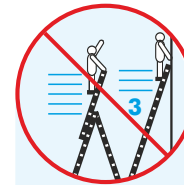


Always check the suitability of the ground where the ladder will be placed. Avoid shiny floors which are slippery from water and surfaces which are slippery from oil, petrol and other similar substances. If necessary, remove the cause. Avoid the risk of sinking into soft ground by using suitable shoes from the manufacturer, or wooden planks.




The upper part of the ladder must always rest in a stable manner.

Do not lean against poles and corners of buildings unless using suitable accessories.



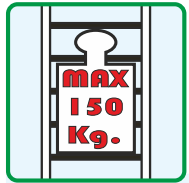
When using multi-purpose ladders with three elements transformed into a double ladder, do not climb up the third element when projecting freely. When using ladders leaning against walls, we advise not climbing higher than the fourth last rung to prevent a loss of stability. We advise wearing suitable footwear, avoiding clogs and high heels.



The user must always hold on well to the ladder, securing himself with both feet and at least one hand. Any unbalanced movement is to be avoided.



Do not lean out from the ladder, or overextend your reach sideways. We furthermore advise securing the ladder to prevent it from swaying, especially if using leaning ladders for long periods of time. It is, in any case, compulsory to secure ladders which are longer than 15 metres.



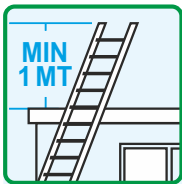
It is forbidden to carry out modifications and/or repairs to the ladders, unless by the manufacturer or suitable authorised staff. It is forbidden to add side rails or extension parts which are not foreseen. Do not use the ladder in precarious and dangerous situations or for any other unsuitable use.

When using the ladder in danger of skidding or slipping, it must be safely secured or caught hold of another operator's foot. Always check the stability of the straight ladders and if necessary, anchor the ladders using the proper hooks (supplied on demand) or other equivalent devices (i.e. ropes).

Always respect the load capacity indicated on the information plates (100-150 kg). This signifies that two people must not be on the ladder together.

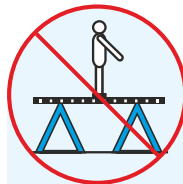


Climbing down with the body turned below is forbidden on portable rung ladders or step ladders having an inclination over 60°.



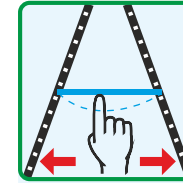
When using straight ladders to access raised floors, leave at least 1 metre of free ladder to pass safely.

Take care not to place the ladder in places where people and vehicles pass. Lock mobile systems (doors) and/or clearly indicate their presence.

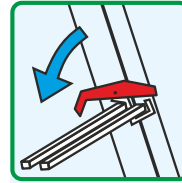
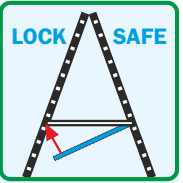


Do not use the ladders as bridges, walkways, loading ramps or for any use that is not a means of access for people and their mobile equipment.

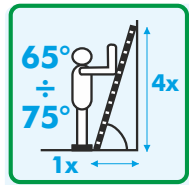
Beware of extending side rails: hands may be severed.



For folding step ladders: ensure that they are opened completely to prevent them opening suddenly when in use. If the ladder is equipped with spreaders (e.g. rigid bar, ladder type 3047), they must be used.




Check that any braces are inserted.



The ladder must be placed at an angle of between 65° and 75°. The diagram suggests an ergonomic method for determining the correct angle.



Always keep the ladder perfectly perpendicular. Any differences in level may be compensated using shims supplied by the manufacturer.



Take great care if near high voltage lines. Maintain a distance of at least 5 metres. When working on electrical systems, use ladders insulated with fibreglass.

If possible, secure the ladder.

A safe grip must be always granted even when carrying weights by hands.

Staying under the ladder when in use is forbidden (risk of falling of tools)

The use of ladders on hydraulic platforms or scaffolds is forbidden.

MAINTENANCE:

Our aluminium and fibreglass ladders do not need of any particular maintenance nor periodic overhauling. However, we advise to stock the ladders safe from atmospheric, oxidant or corrosive agents and also to check the ladders before each use. We also recommend to guard the ladders in order to avoid any possible illegitimate use.

IMPORTANT:



The manufacturer is not liable for any damage to persons or things which may be caused by improper use of the ladders, or by total or partial non-observance of the instructions in this handbook or of current legal regulations, or by lack of periodic controls or maintenance to protect against possible damage caused by use or by atmospheric agents. In this connection, we advise you to carefully check the ladder parts before every use and observe the legal regulations on accident prevention.